

NEW CLIMBS AT WEST CAPE HOWE

Ross Weiter, Dec 2003



Publisher: Climbers Association of Western Australia Inc.
<http://www.climberswa.asn.au> CAWA, PO Box 623, Subiaco WA 6904

COPYRIGHT

Copyright © Climbers Association of Western Australia Inc. (CAWA). All rights reserved. No part of this publication - especially including but not limited to all descriptions of routes and locations - may be reproduced, stored in a retrieval system or transmitted in any form or by any means without the prior written consent of the publisher. Although CAWA does not own the climbs, it owns the Copyright © of the descriptions.

A WARNING ABOUT ROCK CLIMBING

Climbing is a sport where you may be seriously injured or killed. Read this before you use this guide.

This guide is a compilation of often-unverified information gathered from many different climbers. The author(s) and the Climbers Association of Western Australia (CAWA) cannot assure the accuracy of any of the information in this guide, including the route descriptions, the difficulty ratings and the protection ratings. These may be incorrect or misleading as it is impossible for any one author to climb all the routes and confirm all the information. Some routes listed in the guide have had only one ascent and the information has not been verified. Also, difficulty and danger ratings are subjective and depend on the physical characteristics such as height, experience, technical ability, confidence and physical fitness of the climber who supplied the ratings. Additionally, climbers who achieve first ascents sometimes underrate the difficulty or danger of a climbing route to appear heroic or out of fear of being ridiculed if the climb is later down-rated by other climbers.

Therefore, be warned that you must exercise your own judgement with regard to the route location, description, difficulty and your ability to safely protect yourself from the risks of rock climbing. Examples of these risks are: falling due to technical difficulty or holds breaking off, falling rock, climbing equipment dropped by other climbers, equipment failure and failure of protection including fixed protection such as bolts.

You should not depend on any information gleaned from this guide for your personal safety. Your safety depends on your own experience, equipment and climbing skill. If you have any doubt as to your ability to safely attempt any route described in this guide, do not attempt it.

The inclusion in this guide of any crag does not imply that any member of the public has a right of access to the crag or the right to climb upon it.

There are no warranties, whether expressed or implied that this guide is accurate, or that the information contained in it is reliable. Your use of this guide indicates your assumption of the risk that it may contain errors and is an acknowledgment of your sole responsibility for your climbing safety.


THE CLIMBS


BLACK WALL

* **Palace of the Brine (19, 25m)**

Abseil to belay ledge. Up crack system on R side of the Dreaded Lurgy buttress.

FA: Ross Weiter, Jon Gregg Dec 2000





OLD MAN AREA


Immediately north of the Old Man of Torbay is a cliff topped by an overhanging nose above a large wave-cut platform. From near the nose abseil down 20m to the platform.

Glass Staircase (19, 26m)

The wall L of the nose. Climb a shallow off-vertical open book with cracks for several meters to vertical rock. Move L over a small overhang onto a L rising ramp beneath an overhanging wall. From a resting spot on the ramp continue L along an overlap with a jam crack. Ignore the first crack/corner that vertically splits the top half of the wall. Where overlap curls upward step L and pull up desperately to sit in a small awkward corner. Up corner to ledge and 3m corner to top.
 FA: Conrad Slee, Lord Jim, Dec 2002.

Blow Wave (14, 15m)

The face and arete to the R and around corner from the prow. From the R end of the platform step 2 m R onto the face. Follow the vertical seam that trends slightly L 1m R of the arete.
 FA: Conrad Slee, Mr Kurtz, Dec 2002.



STYX GULLY

Alien (17, 30m)

No one will hear you scream...5m R of Wild G.S.I. are two cracks. Start up the L one for 15m to gain black rock, then up the narrow wall and arete R of shallow corner to top. Somewhat gnarly low down.
 FA: Ross Weiter, Jon Gregg, Sept 1998

THRONE OF THE GODS

* Pistolero (18, 35m)

Up the finger crack 5m L of Delicatessen to an excellent finish left through cracked roof on jugs. Rock looks chossy but isn't.
 FA: Ross Weiter, Jon Gregg, Dec 2002