

Whaleback Mini Guide

First Edition May 2005

INTRO

Waves crash over the back of an ancient whale long fused to the bedrock. A lone climber is poised at the crux in a classic highstep pose, a dark silhouette against the gold of the settling sun. A gentle breeze infused with the subtle but unmistakable aroma of the sea cools his sweat and calms his nerves before the final lunge to the last hold...Are you the lone climber?

The combination of idyllic settings and great bouldering makes Whaleback a special bouldering experience and should not be missed.

ACCESS

Follow the access maps. A 4WD vehicle is required to drive within 25m of the main boulders. Do not be discouraged if you only have 2WD as the walk from the 2WD parking area is not too severe. For interstate and international visitors, numerous road maps are available from service stations etc to help you find your way from Perth to Margaret River

STYLE

Varied climbing on solid grey-orange metamorphic gneiss with perfect texture and flat landings.

SCOPE

27 problems listed plus numerous warm-ups, variants and fun contrivances. Grades range from V0-V8 with potential for a few more in the harder grades. The LONE BOULDER has nice lines including potential roof problems. There is also some trad climbing on the walls above the main boulders

CREW

Ben Fleming and Marc Edwards put up the first problems early in 2002. An assault in 2003 by Andy Lampard & Chris Jones captured most of the harder classics. Few of the harder problems have been repeated.

RECOMMENDED

Everything!. A Crab Called Wanda (&Direct), Bad Boys, Lost in Atlantis, The Long Road Home and Gentlemen Prefer Lobster are must-do's (tries?)

TIMING


Best on cold, calm and dry winter days - the friction is fantastic. Due the proximity to the ocean temperatures rarely exceed 30°C and climbing in relative comfort is possible all year round. Calm days are best as the boulders can become spray-soaked. The boulders dry very quickly after rain.

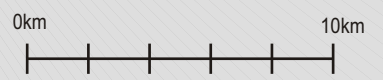
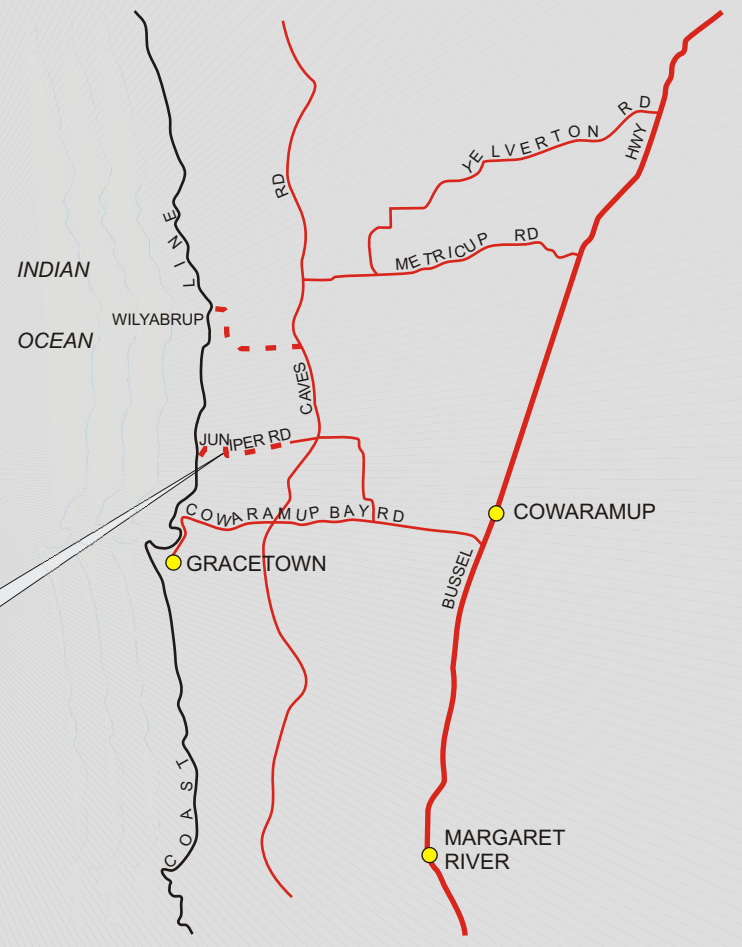
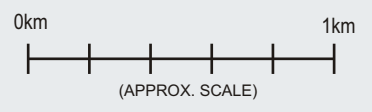
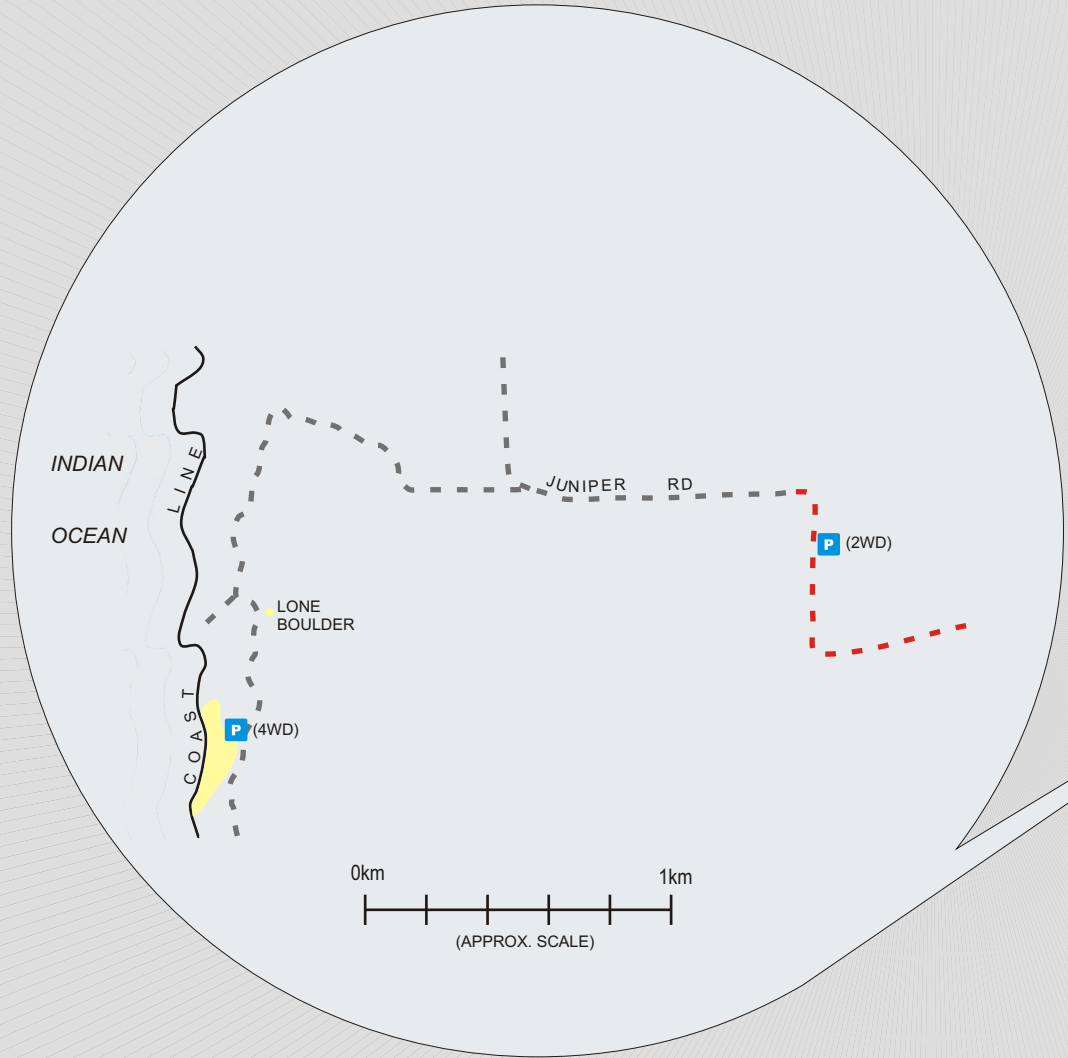
Note: Sunset bouldering on a calm Summer day is MAGIC!

ETHICS

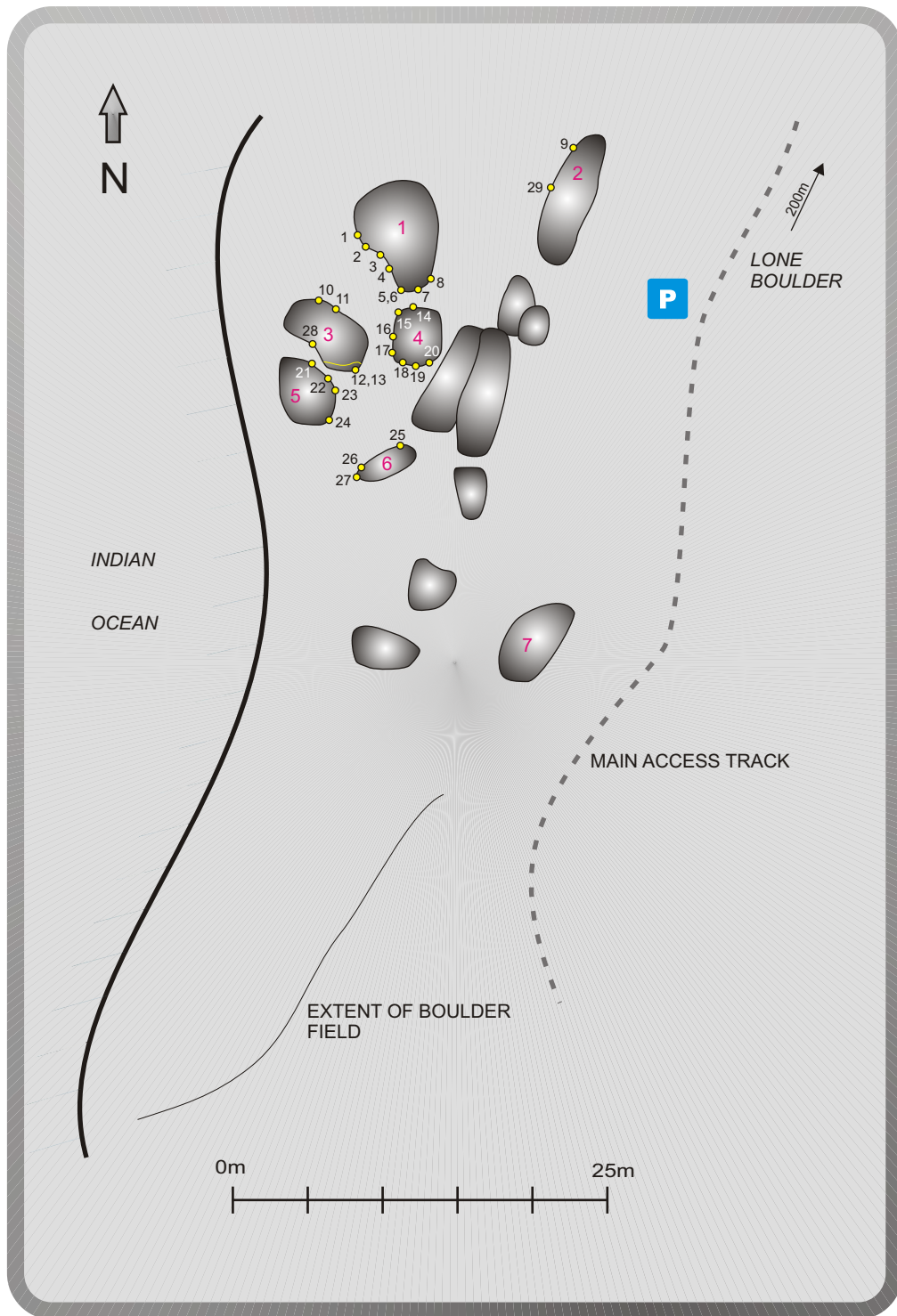
Absolutely no bolting! Problems you think could use a bolt have more than likely already been soloed. The bouldering is in a national park - abide by park rules

AUTHOR: Ben Fleming May 2005.









WHALEBACK ACCESS MAP



Problem	Name	Grade	Boulder	Comment	Rating	Photo
1	Orange	V2	1	Jump to rounded holds and up thru bulges		
2		V1	1	Slopy topout		
3	Holey Moley	V1	1	Uses large hueco with guano		
4	A Crab Called Wanda	V7/8	1	Sit start traversing horiz seam finishing up arete as for #6. One of the best lines in WA	★★★★	8
5	Project		1	Dyno L from starting jugs of #6 to big hueco then up. Scary at top		
6	A Crab Called Wanda (Direct)	V3	1	Up obvious overhanging arete on jugs to harder moves at top. Classic	★★★★	8
7	Claw of the Crab	V8	1	Nasty finger crack	★	
8		V0	1	Warmup		
9	Gentlemen Prefer Lobster	V7/8	2	Thin and scary. The problem is on the L end of buttress NE of boulder 1 and has a small boulder 1m west of the face	★	
29	Project		2	Super thin and high 3m L of #9		
10		V0	3	Warmup		
11	Mantle Pants	V1	3	Fun mantle if done as a sit start		
12	Plague	V2	3	Sit start in base of cave, traverse lip of cave L then straight up	★	
13	Moby's Dick	V3	3	Start as for #12 but keep traversing diagonally up & L to rock over on top of boulder.	★★	
28	Project		3	Hard project. Can only be tried on calm days		
14		V4	4	Quite a big throw from the obvious scoop to horiz break		
15	Love mussel	V1	4	Start with flat hold at head height for R hand then pop L to scoop and up.		
16	Dolphinius	V1	4	The L trending scoop starting just left of the obvious flake		
17	Supplies!	V1	4	Mantle the flake then straight up		
18	Slippery Crab	V3	4	Obvious line through shallow scoop using heucos and trending L	★★	4
19	Bacon Balls	V2	4	Trends up and L from big hueco	★	
20		V0	4	Warmup		
21	Project		5	Hard and high project. Have you got the balls?		
22	Lost in Atlantis	V3	5	Takes the wide shallow scoop using pockets to top	★★	
23	The Long Road Home	V3	5	Tricky moves onto slab then way up on big holds	★	1
24	Project		5	See if you can even get off the ground		
25	Dog Fashion Disco	V1	6	Sit start at L end trend right using slopers to tricky mantle		
26	Bad Boys	V7	6	Start L hand on arete, ape to seam in middle then very powerful gaston. Rare classic	★★★★	3,7
27	Escape from Skull Rock	V2	6	Takes the split in boulder 6 to top. Not as easy as it looks		
			7	Numerous traverses, mantles and contrivances on this boulder good for a laugh		
				Note: the LONE BOULDER has some nice lines		



PHOTOS

1. Kate nearly home on The Long Road Home (Lost in Atlantis starts 2m right). 2. The boulders, note whaleback in the top left, boulders visible (from left) are 5,3,1,4 with 6 in the foreground. 3. Andy strikes the classic pose on Bad Boys. 4. Kate on Slippery Crab and Steve on Bacon Balls. 5. Steve playing on boulder #7. 6. Andy pulling on a 'slimper', boulder #7. 7. Kate cranking on Bad Boys. 8. The classic line of A Crab Called Wanda.

AUTHOR: Ben Fleming May 2005.

MAP LEGEND

	Major Sealed Road		Minor Sealed Road
	Gravel/Dirt Road 2WD		Gravel/Dirt Road 4WD
	Walk Trail (Defined)		Walk Trail (Undefined)
	Watercourse		Boulder Problem (photo)
	Parking Area		Gate
			Bridge
	Boulder Cluster (Overview Maps)		
	Boulder With Problems (Topo's)		
	Cairn (used for marking trails)		
	Prominent tree or bush		

